

CESSNA 172S

PASSENGER BRIEFING CARD

NOTE: THIS CARD CONTAINS IMPORTANT INFORMATION. PLEASE READ BEFORE TAKEOFF
GENERAL INFORMATION

SEAT ADJUSTMENT

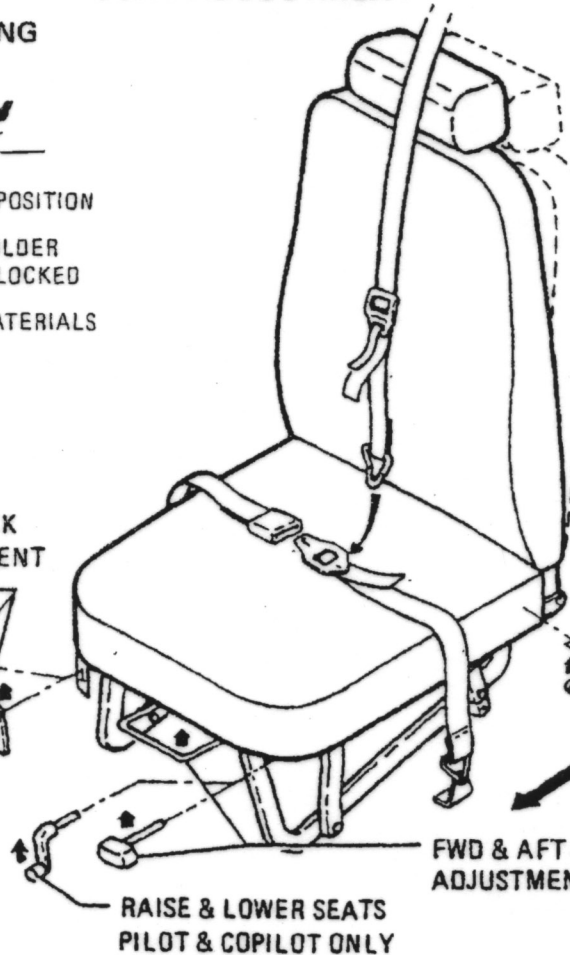
TAKEOFF AND LANDING





- SEAT BACKS - MOST UPRIGHT POSITION
- SEATS, SEAT BELTS AND SHOULDER HARNESSSES - ADJUSTED AND LOCKED
- EXTINGUISH ALL SMOKING MATERIALS



SEAT BACK
ADJUSTMENT
HANDLE



DON'T USE RADIOS OR
SEE-THRU LIGHTERS
WHEN IN FLIGHT



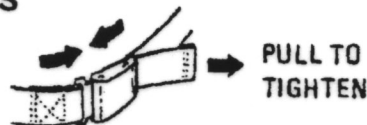
SEAT BACK
ADJUSTMENT
HANDLE

FWD & AFT SEAT
ADJUSTMENT HANDLE

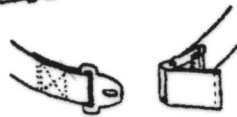
RAISE & LOWER SEATS
PILOT & COPILOT ONLY

SEAT BELTS

SEAT BELT MUST BE FASTENED
FOR TAKEOFF AND LANDING.
FOR OTHER PHASES OF FLIGHT,
RECOMMEND SEAT BELT REMAIN
FASTENED WHILE SEATED.



PULL TO
TIGHTEN

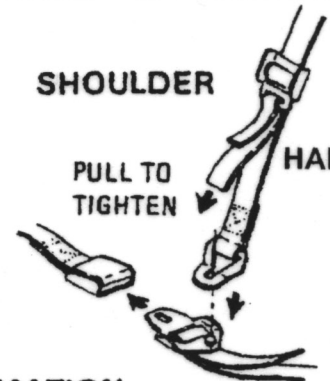


PULL TO
RELEASE

SHOULDER

PULL TO
TIGHTEN

HARNESS

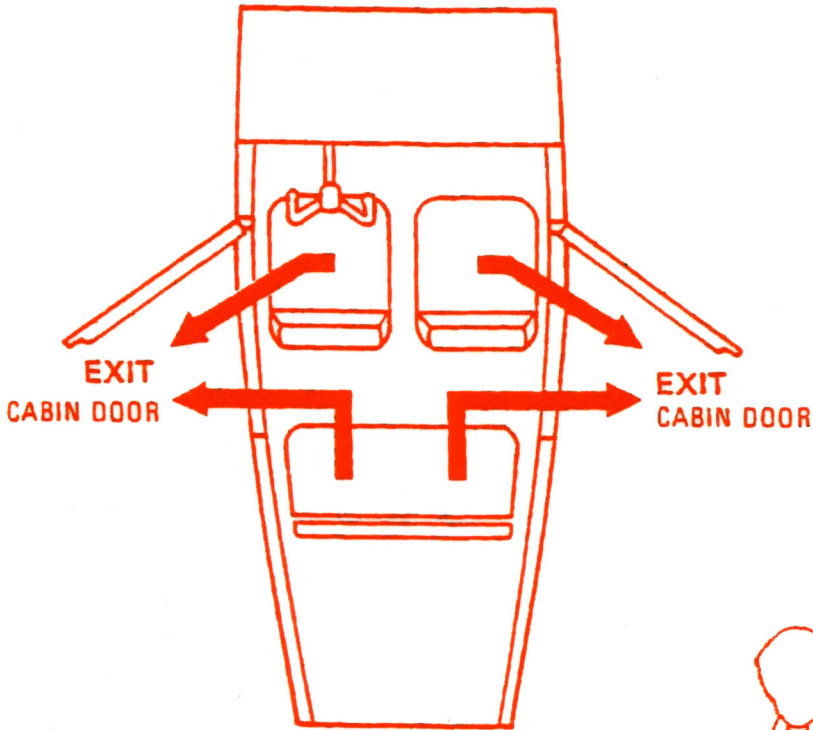


SEE OTHER SIDE FOR EMERGENCY INFORMATION.

EMERGENCY INFORMATION

EMERGENCY EXITS

WARNING: WHEN EXITING AIRPLANE AVOID PROPELLER



FRONT CABIN DOORS (L&R)



EMERGENCY BRACING POSITIONS

WITH SHOULDER HARNESS

- SEAT BELT SNUGLY FASTENED WITH SHOULDER HARNESS ATTACHED
- SEAT UPRIGHT, HEADREST FULLY EXTENDED
- CHIN ON CHEST
- HANDS CLASPED TOGETHER ACROSS MIDDLE



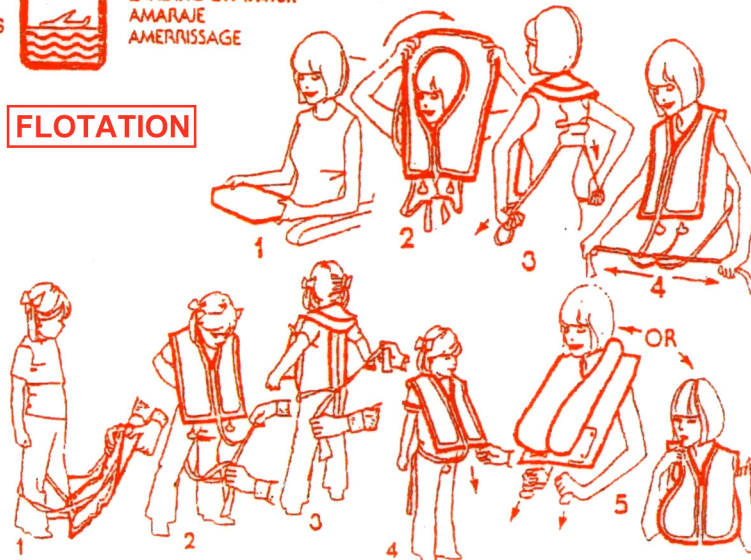
WITHOUT SHOULDER HARNESS

- UPPER BODY LEANING FORWARD
- HANDS UNDER THIGHS



LANDING ON WATER
AMARAJE
AMERRISSAGE

FLOTATION



FIRE EXTINGUISHER

LOCATION WILL BE ANNOUNCED BY FLIGHT CREW.



To Operate: Hold upright - Pull pin - Press lever handle Discharge at base of flame With side to side motion.