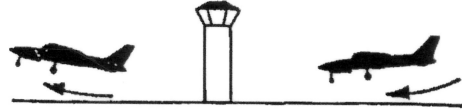


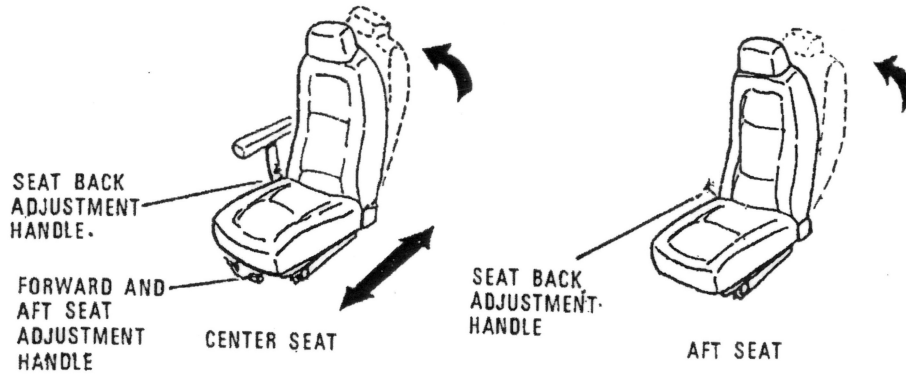
# CESSNA 310

## PASSENGER BRIEFING INSTRUCTIONS



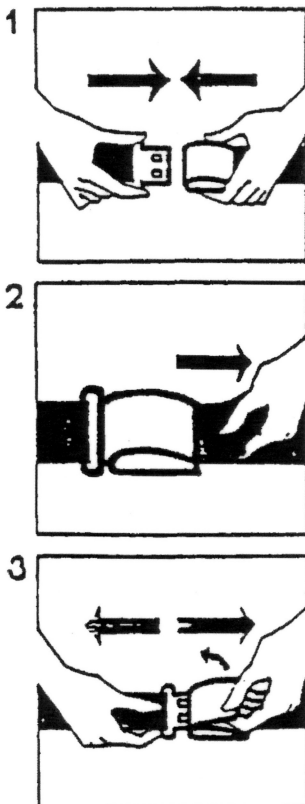
### SEAT ADJUSTMENT

SEAT BACK MUST BE IN UPRIGHT POSITION FOR TAKEOFF AND LANDING




### SEAT BELTS

SEAT BELT MUST BE FASTENED FOR TAKEOFF AND LANDING.  
RECOMMEND SEAT BELT REMAIN FASTENED WHILE SEATED.





### NO

### SMOKING



DON'T USE RADIOS OR SEE-THRU LIGHTERS WHEN IN FLIGHT

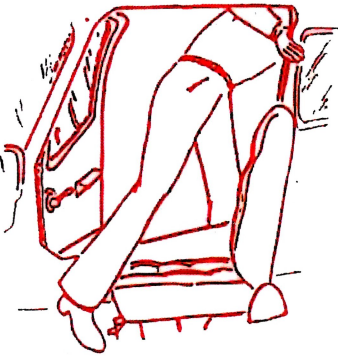


# EMERGENCY PASSENGER BRIEFING INSTRUCTIONS EMERGENCY EXITS

## CABIN DOOR

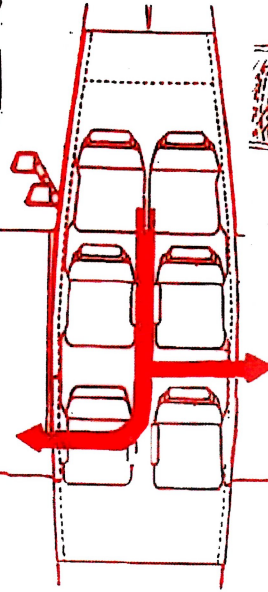


PULL HANDLE DOWN TO OPEN POSITION



PUSH DOOR OPEN AND EXIT AIRPLANE

## CABIN DOOR

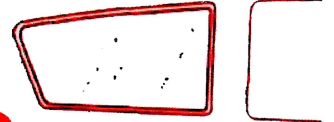


## WINDOW EXIT

## WINDOW EMERGENCY RELEASE



1 PULL COVER FROM BOX



2 GRASP RING AND PULL HARD



3 PUSH WINDOW OUT

## OPERATION OF FIRE EXTINGUISHER

LOCATION WILL BE ANNOUNCED BY FLIGHT CREW.



PULL PIN, HOLD UPRIGHT, SQUEEZE LEVER, AIM AT BASE OF FIRE.

## EMERGENCY BRACING POSITIONS

### WITH SHOULDER HARNESS

- SEAT BELT SNUGLY FASTENED
- WITH SHOULDER HARNESS ATTACHED
- SEAT UPRIGHT, HEADREST FULLY EXTENDED
- CHIN ON CHEST
- HANDS CLASPED TOGETHER ACROSS MIDDLE

### WITHOUT SHOULDER HARNESS

- UPPER BODY LEANING FORWARD
- HANDS UNDER THIGHS

